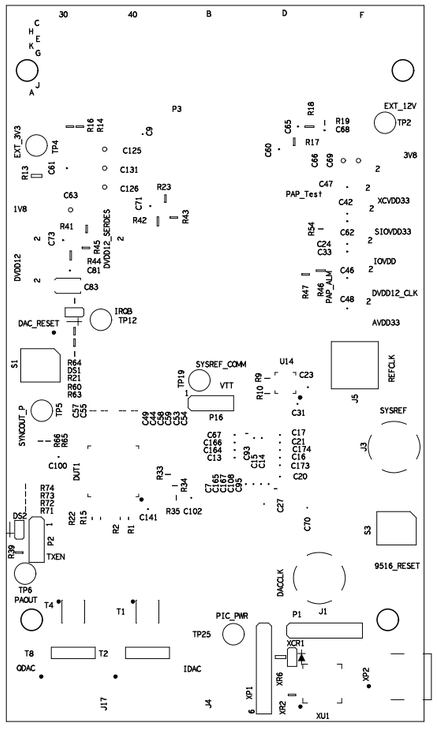

SILKSCREEN TOP

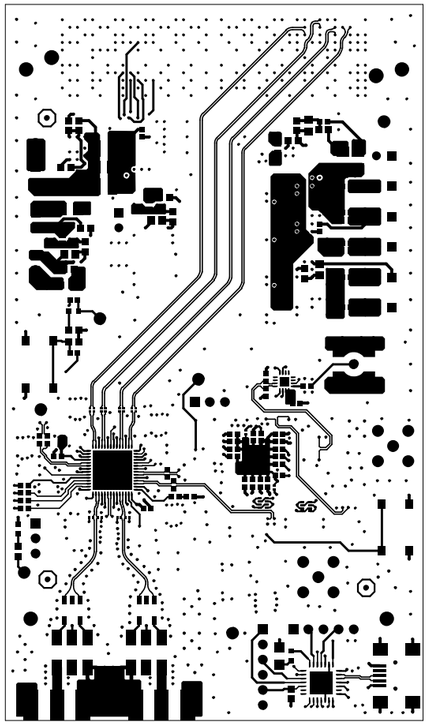

ARTWORK TOP

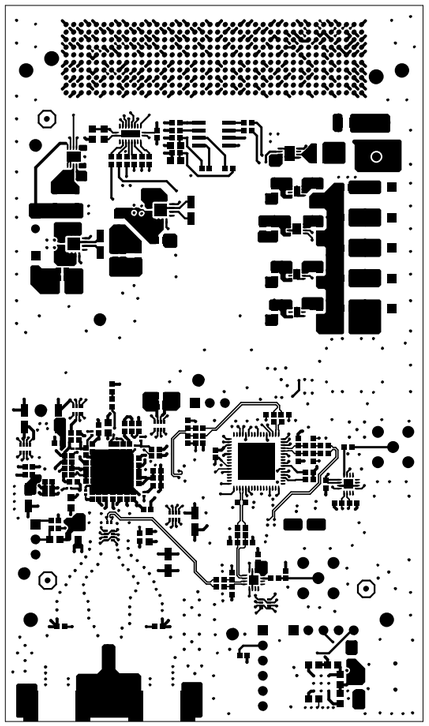

ARTWORK BOTTOM



ARTWORK LAYER02



ARTWORK LAYER04



ARTWORK LAYER07



ARTWORK LAYER09

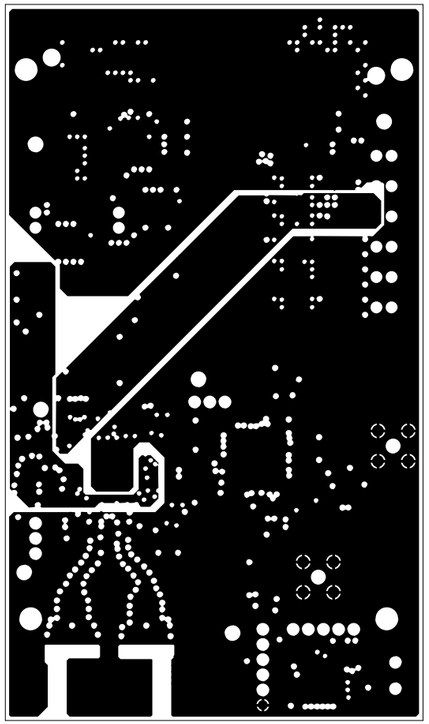

ARTWORK LAYER03

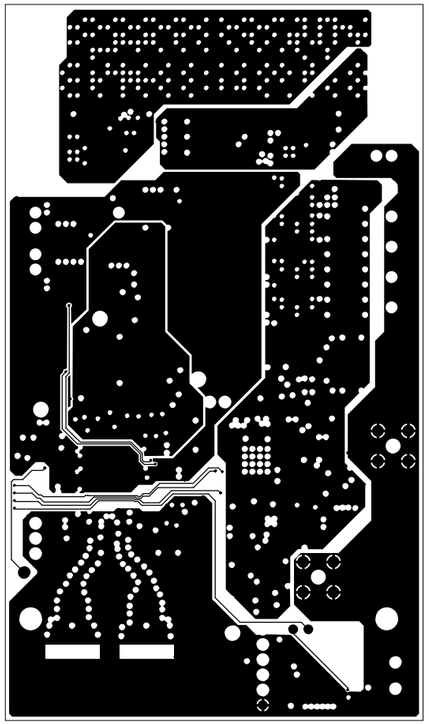

ARTWORK LAYER05



ARTWORK LAYER06

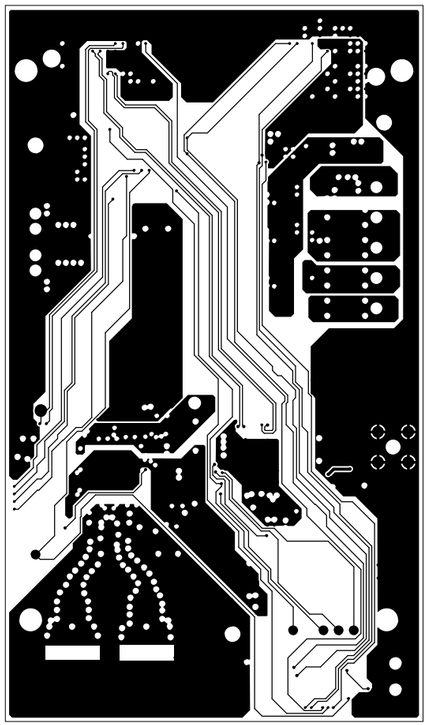

ARTWORK LAYER08



SOLDERMASK BOTTOM

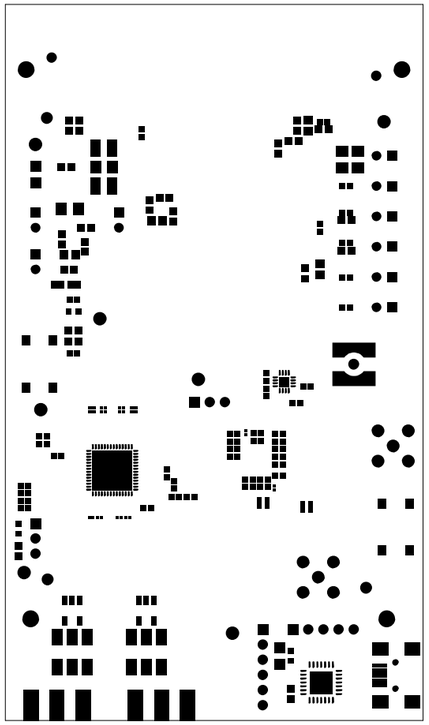

SOLDERMASK TOP

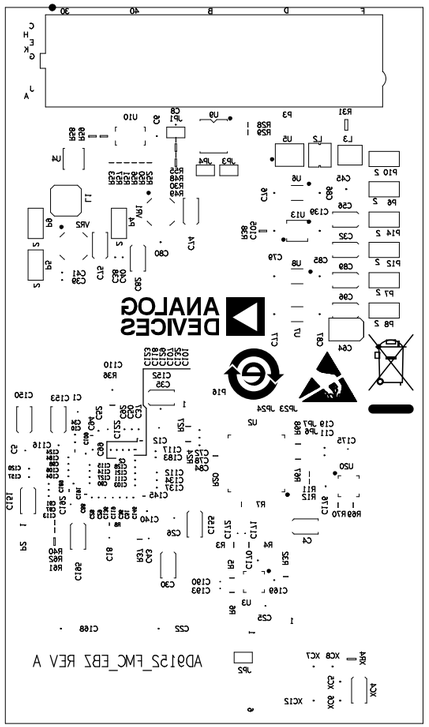

SILKSCREEN BOTTOM



REFERENCE LAYER STACKUP (Unit:mils)

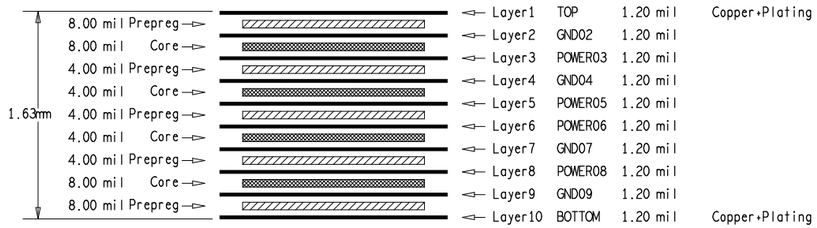

SINGLE TRACE IMPEDANCE CONTROL

LAYER	WIDTH (mils)	IMPEDANCE (ohm)	PRECISION	FREQUENCY (MHZ)	REMARK
1,10	15	50	+/-10%	DEFAULT	
5,8	6	50	+/-10%	DEFAULT	
1	65	50	+/-10%	DEFAULT	Reference to parwer05

DIFFERENTIAL PAIR IMPEDANCE CONTROL

LAYER	WIDTH/SPACE (mils)	IMPEDANCE (ohm)	PRECISION	FREQUENCY (MHZ)	REMARK
8	6/12	100	+/-10%	DEFAULT	
1,10	8/6	100	+/-10%	DEFAULT	

DRILL CHART: TOP to BOTTOM			
ALL UNITS ARE IN MILS			
FIGURE	SIZE	PLATED	QTY
F	10.0	PLATED	982
F	40.0	PLATED	18
F	45.0	PLATED	17
F	60.0	PLATED	10
F	63.0	PLATED	7
G	39.0	NON-PLATED	2
H	50.0	NON-PLATED	2
J	106.3	NON-PLATED	4

Purchase Order & Specification Sheet

Board Name :	ADI_FMC_EBZ	Board Thickness : 1.60mm +/- 10%	Layers : 10
Dielectric Material :	FR4	Spell Made : 1 X 1	Board Cut Out : No
Surface Finished :	Immersion Gold		Gold Thickness: 2-15 uinch
Soldermask Colors :	Blue	E-TEST Checker : Yes	
Silk Screen Colors :	White	UL-MAKE : No	
Outline Profile :	Router	Gold Finger: No	

Fab Notes:

1. Fabricate to IPC-6012C-II, current revision.
2. All vias need to be plugged except the vias on pad.